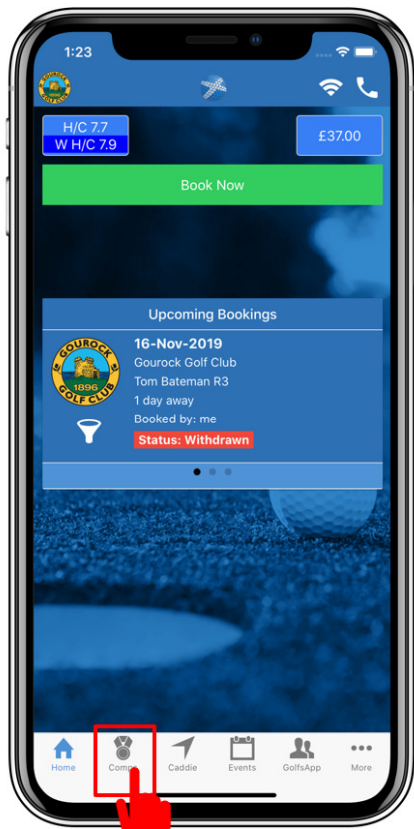


How to Enter a Competition in the App.

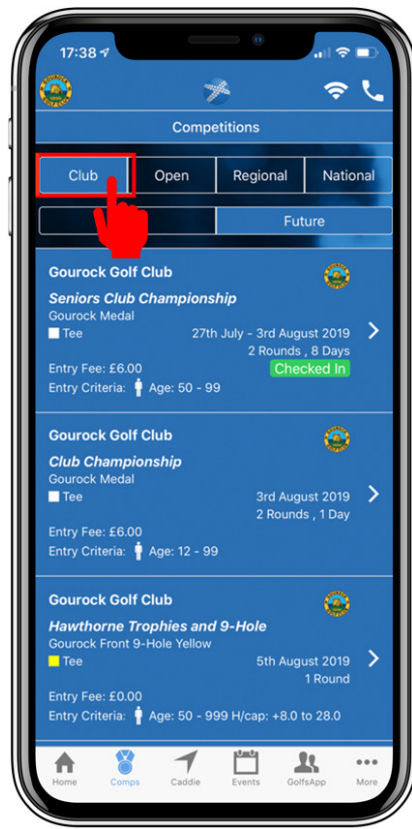


Scottish
Golf

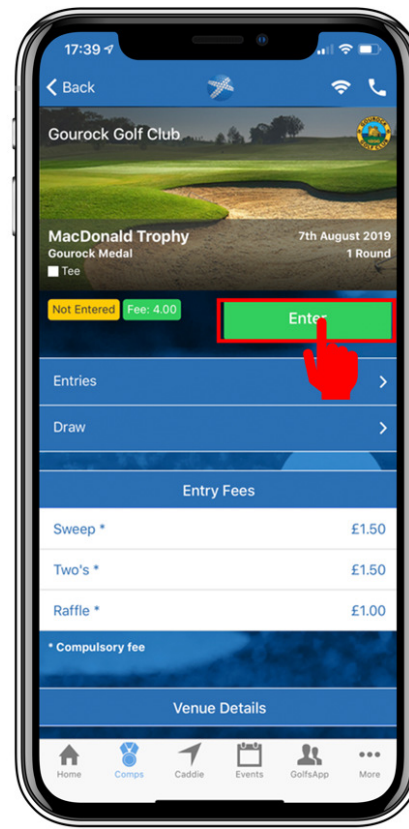
Step 1.



Step 2.



Step 3.



Step 1. Select the "Competitions" tab at the bottom of your App.

Step 2. Step 2. Select the competition you wish to enter.

Note. You can also look up the Open Competitions being hosted by golf clubs around the country as well as any National Events for the year.

Step 3. Once you have selected the competition you wish to enter, you can then confirm your entry by selecting the green "Enter" button. On this page you will find the entry fees applicable for the competition.

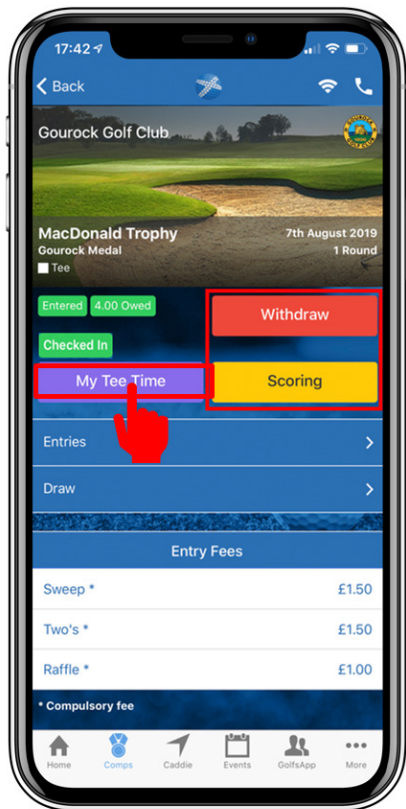


How to Enter a Competition in the App.

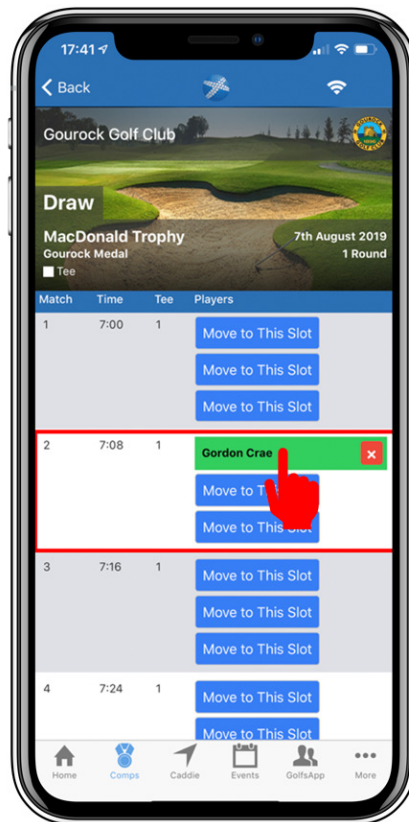


Scottish
Golf

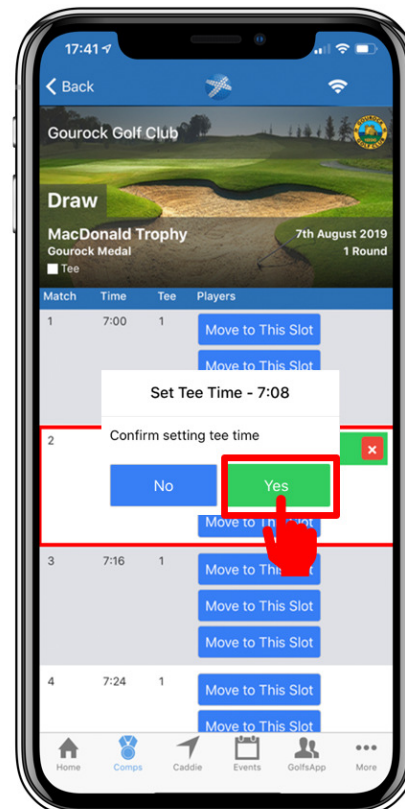
Step 4.



Step 5.



Step 6.



Step 4. Once you have entered the competition, you can then select the tee time you wish to play at.

Select the purple "My Tee Time" box which will take you to the competition tee sheet for the day.

Step 5. Select the desired tee time.

Note. Before confirming your tee time, you can add another member (s) to your booking. Once you have confirmed, the additional players will receive notification of their entry into the competition and their tee time. It is then their responsibility to accept or reject.

Step 6. Confirm the tee time.

